



St. Joseph's Evening College

[Autonomous & Re-accredited by NAAC]

**User – Guide for filling up online
application for the year
2020 - 2021**

IMPORTANT POINTS

- ✘ Decide the Course which you are applying for.
- ✘ Have a valid email id and Mobile Number for registering.
- ✘ Keep the Scanned Passport Size Photograph and the size of the image should be less than 100kb.
- ✘ **No SELFIES allowed**



**STEP
1**

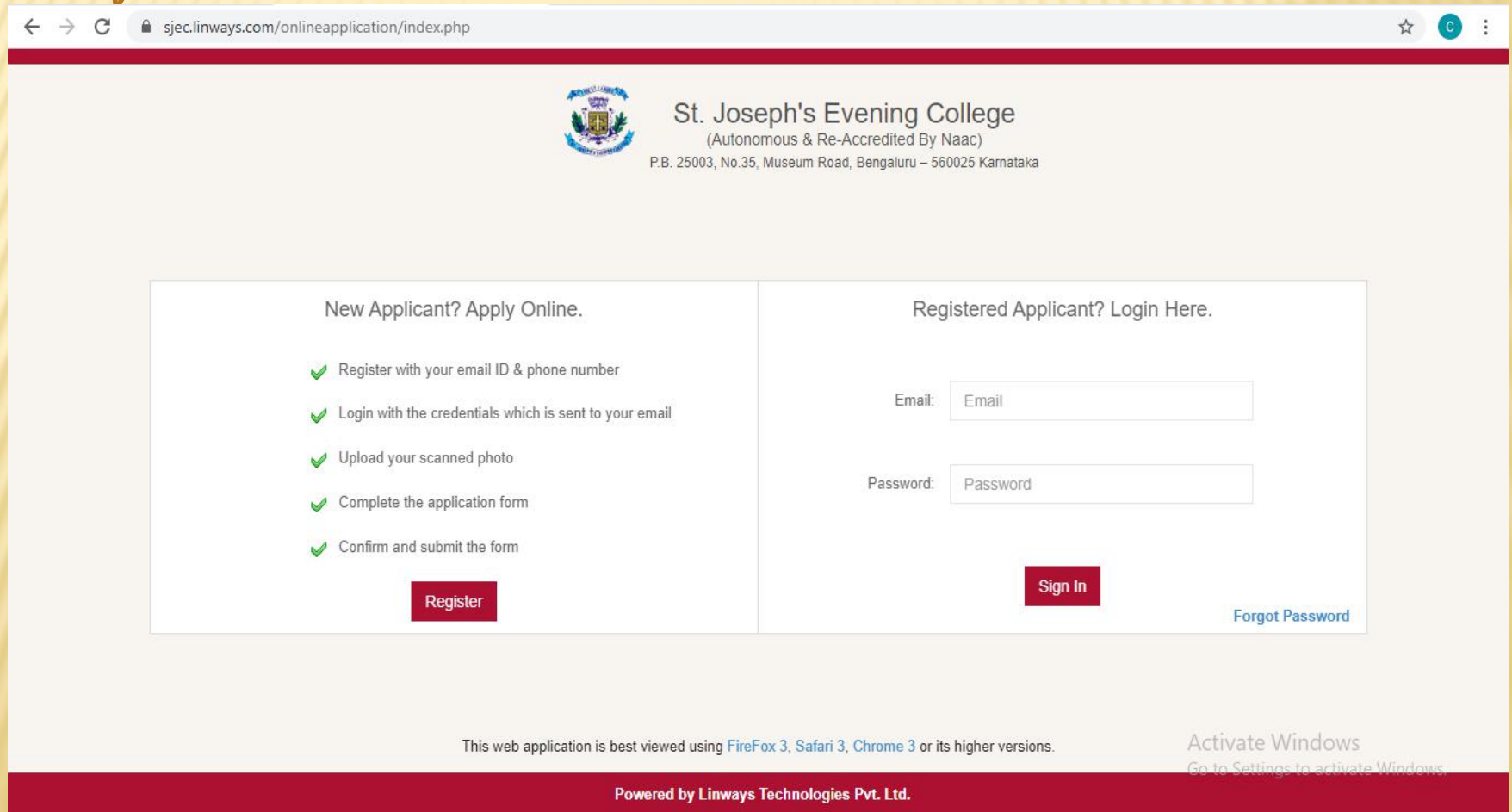
- ✘ Visit: www.sjec.edu.in
- ✘ Click on admission open and click on apply online
- ✘ Choose your respective course and click on Apply Now

**Read the Guidelines and then Proceed to
Apply**


STEP
2

Application Page

Click on Register



← → ↻ sjecl.linways.com/onlineapplication/index.php ☆ C ⋮



St. Joseph's Evening College
(Autonomous & Re-Accredited By Naac)
P.B. 25003, No.35, Museum Road, Bengaluru – 560025 Karnataka

New Applicant? Apply Online.

- ✓ Register with your email ID & phone number
- ✓ Login with the credentials which is sent to your email
- ✓ Upload your scanned photo
- ✓ Complete the application form
- ✓ Confirm and submit the form

Register

Registered Applicant? Login Here.

Email:

Password:

Sign In

[Forgot Password](#)

This web application is best viewed using [Firefox 3](#), [Safari 3](#), [Chrome 3](#) or its higher versions.

Activate Windows
Go to Settings to activate Windows.

Powered by Linways Technologies Pvt. Ltd.

STEP
3

Fill the details and click on submit to register.

← → ↻ sjec.linways.com/onlineapplication/student_login_details.php ☆ c ⋮

St. Joseph's Evening College
(Autonomous & Re-Accredited By Naac)
P.B. 25003, No.35, Museum Road, Bengaluru – 560025 Karnataka

SUBMIT YOUR LOGIN DETAILS

* Required Field

Name of Candidate:*

Email : *

Mobile Number :*

Date of Birth : *

Enter what you see in image : *

Activate Windows
Go to Settings to activate Windows.

Powered by Linways Technologies Pvt. Ltd.



STEP
4

- ✘ After successful registration, you will receive your User Name and Password to your registered Email id and Mobile Number
- ✘ Click on Continue

← → ↻ sjec.linways.com/onlineapplication/register_student_login_details.php



St. Joseph's Evening College
(Autonomous & Re-Accredited By Naac)


You have successfully registered. Please login with your username and password which is sent to your registered email to complete the application process.

Continue

STEP 5

- ✘ Login with your username and Password which you have received on your email id and Mobile Number

← → ↻ sjecl.linways.com/onlineapplication/index.php ☆ C ⋮

 **St. Joseph's Evening College**
(Autonomous & Re-Accredited By Naac)
P.B. 25003, No.35, Museum Road, Bengaluru – 560025 Karnataka

New Applicant? Apply Online.

- ✓ Register with your email ID & phone number
- ✓ Login with the credentials which is sent to your email
- ✓ Upload your scanned photo
- ✓ Complete the application form
- ✓ Confirm and submit the form

[Register](#)

Registered Applicant? Login Here.

Email:

Password:

[Sign In](#) [Forgot Password](#)

This web application is best viewed using [Firefox 3](#), [Safari 3](#), [Chrome 3](#) or its higher versions.


Activate Windows
Go to Settings to activate Windows.

Powered by Linways Technologies Pvt. Ltd.

STEP 6

- ✘ Click on UG if you are applying for UG course.
- ✘ Click on PG if you are applying for PG course.
- ✘ Click on the Application for **ADMISSION** to UG courses for UG
- ✘ Click on the Application for **ADMISSION** to PG courses for PG

← → ↻ sjec.linways.com/onlineapplication/onlineapplication.php?menu=applicant_portal&action=home ☆ ⓘ ⋮

 **St. Joseph's Evening College**
(Autonomous & Re-Accredited By Naac)
P.B. 25003, No.35, Museum Road, Bengaluru – 560025 Karnataka

HI CHARLES!

Home

Apply Online

My Applications

WELCOME!

Greetings from St. Joseph's Evening College (Autonomous) Bangalore.

Thank you for registering on our portal. You may use this login page to apply for one course and you can access your application(s) till you have submitted them online. Once you have submitted the application, you will have access only to update the marks of any results that are awaited.

We strongly recommend that you visit our page and read the guidelines, eligibility criteria, fee structure etc before filling in the online application form. If you still have queries/clarifications, you can email us at mail@sjec.edu.in

You can also contact us in 080-22211911 / 22297274

We wish you all the best.

SJEC

OPEN APPLICATIONS

PG UG

APPLICATION FOR ADMISSION TO UG COURSES


Activate Windows
Go to Settings to activate Windows.

Powered by Linways Technologies Pvt. Ltd.

STEP
7

- ✘ Read the Terms and Conditions Carefully
- ✘ Click on the check box to Accept and Proceed

← → ↻ sjec.linways.com/onlineapplication/onlineapplication.php?menu=applicant_portal&action=terms_conditions&id=4 ☆ C



St. Joseph's Evening College
(Autonomous & Re-Accredited By Naac)
P.B. 25003, No.35, Museum Road, Bengaluru – 560025 Karnataka

▼ HI CHARLES!

TERMS & CONDITIONS

Admission 2020-21 – commences from April 28th 2020 onward

College Timings:
Classes – Monday to Saturday Timings 5.00 pm to 9.00 pm
BCA Classes – Monday to Saturday Timings 4.05 p.m. to 9.00 p.m.
75% attendance in each subject is mandatory to appear for the End Semester Examinations

College Office Timings:
Monday to Friday – 2.00 pm to 8.00 pm.
Saturday – 4.30 pm to 8.00 pm.

College Office Contact No.
Phone No. 080-22211911 / 22297274
Email ID: mail@sjec.edu.in
Website: www.siec.edu.in

I accept the terms and conditions


Cancel Proceed

Activate Windows
Go to Settings to activate Windows.

STEP 8

- ✘ Fill the required details in the application form.
- ✘ Enter all the Personal Details and click on Save and Proceed

← → ↻ sjec.linways.com/onlineapplication/onlineapplication.php?menu=home&action=register§ion=personal&id=4&stid=1583 ☆ C



St. Joseph's Evening College
(Autonomous & Re-Accredited By Naac)
P.B. 25003, No.35, Museum Road, Bengaluru – 560025 Karnataka

Hi CHARLES!

🏠 Guidelines

APPLICATION FOR ADMISSION TO UG COURSES


Personal Details Section | Education Details Section | Class XII Mark Entry Section | Diploma Mark Entry Section

PERSONAL DETAILS SECTION

* Required Field

Student Name*
Full Name (in CAPITALS as in Class X Records)

Student Photo*
Size must be less than 30kb



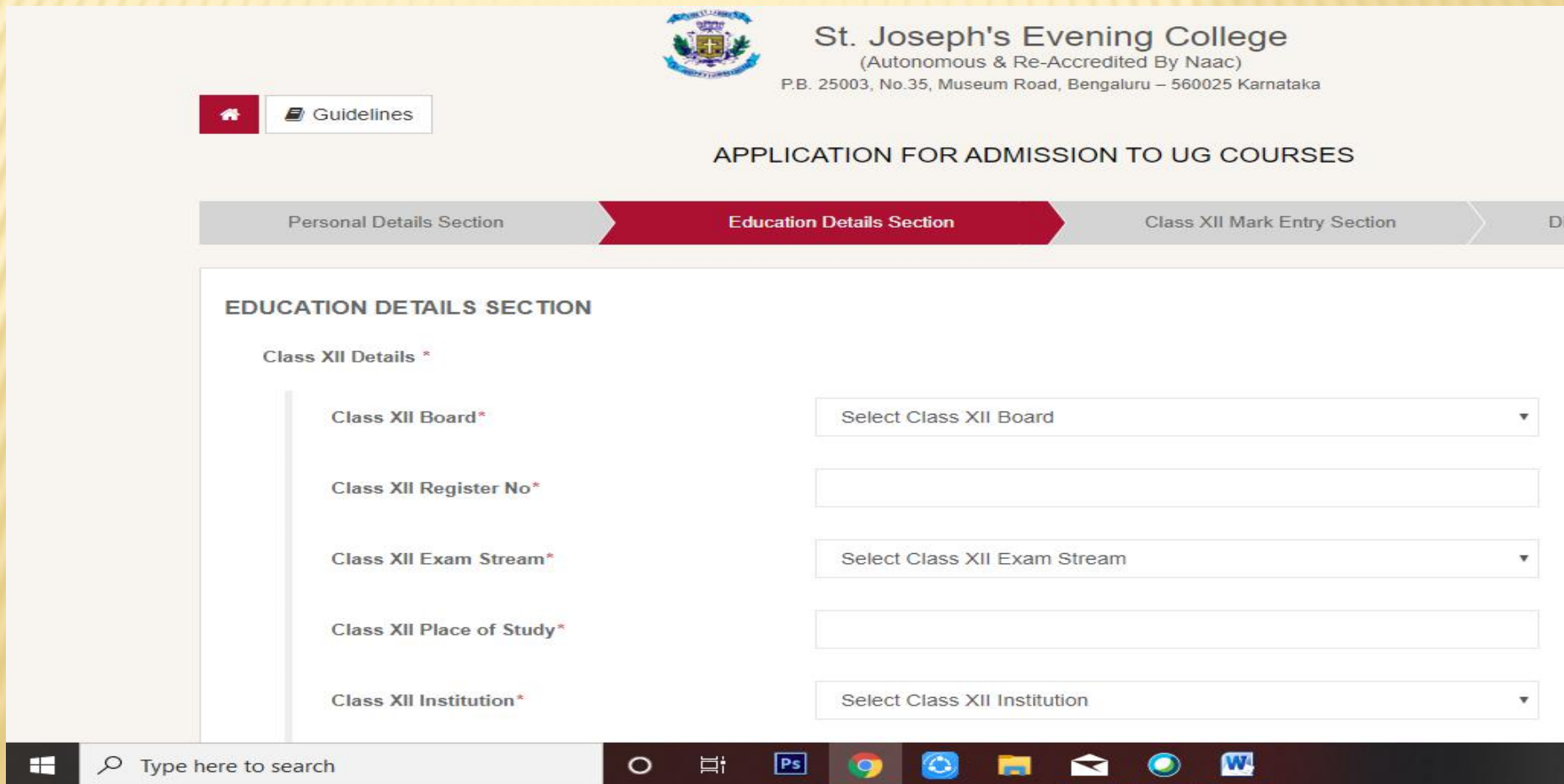
📎 Browse File

Gender*

Activate Windows
Go to Settings to activate Windows.

STEP
9

- ✘ Fill the required details in the application form.
- ✘ Enter all the Educational Details and click on Save and Proceed




The screenshot shows the admission application form for St. Joseph's Evening College. The header includes the college's logo, name, and address: St. Joseph's Evening College (Autonomous & Re-Accredited By Naac), P.B. 25003, No.35, Museum Road, Bengaluru – 560025 Karnataka. A navigation bar at the top contains a home icon and a 'Guidelines' button. Below this is a progress bar with three sections: 'Personal Details Section', 'Education Details Section' (which is highlighted in red), and 'Class XII Mark Entry Section'. The main content area is titled 'EDUCATION DETAILS SECTION' and contains a sub-section 'Class XII Details *'. This section includes five input fields: 'Class XII Board*' (a dropdown menu with 'Select Class XII Board'), 'Class XII Register No*' (a text input field), 'Class XII Exam Stream*' (a dropdown menu with 'Select Class XII Exam Stream'), 'Class XII Place of Study*' (a text input field), and 'Class XII Institution*' (a dropdown menu with 'Select Class XII Institution'). At the bottom of the screen, a Windows taskbar is visible with the search bar and several application icons.

STEP 10

- ✘ Fill the required details in the application form.
- ✘ Enter Marks Details and click on Save and Proceed

← → ↻ sjec.linways.com/onlineapplication/onlineapplication.php?menu=home&action=register§ion=personal&id=4&stid=1583 ☆ C



St. Joseph's Evening College
(Autonomous & Re-Accredited By Naac)
P.B. 25003, No.35, Museum Road, Bengaluru – 560025 Karnataka

HI CHARLES!

🏠 Guidelines

APPLICATION FOR ADMISSION TO UG COURSES

Personal Details SectionEducation Details SectionClass XII Mark Entry SectionDiploma Mark Entry Section

CLASS XII MARK ENTRY SECTION * Required Field

Class XII Details

12th marks


#	Subject	Name	Max. Marks	Obtained Marks
1	<input type="text" value="- Select -"/>		<input type="text"/>	<input type="text"/>
2	<input type="text" value="- Select -"/>		<input type="text"/>	<input type="text"/>
3	<input type="text" value="- Select -"/>		<input type="text"/>	<input type="text"/>
4	<input type="text" value="- Select -"/>		<input type="text"/>	<input type="text"/>
5	<input type="text" value="- Select -"/>		<input type="text"/>	<input type="text"/>

Activate Windows
Go to Settings to activate Windows.

STEP 11

- ✘ Fill the required details in the application form.
- ✘ Diploma Students are expected to enter the marks Details in the Diploma Marks Entry Section and click on Submit Marks

← → ↻ 🔒 sjec.linways.com/onlineapplication/onlineapplication.php?menu=home&action=grade_entry&id=4&sid=16&stid=1583 ☆ C



St. Joseph's Evening College
(Autonomous & Re-Accredited By Naac)
P.B. 25003, No.35, Museum Road, Bengaluru – 560025 Karnataka

▼ Hi CHARLES!

[Guidelines](#)

APPLICATION FOR ADMISSION TO UG COURSES

Personal Details Section | Education Details Section | Class XII Mark Entry Section | **Diploma Mark Entry Section**

SEMESTER WISE MARK
Give All Paper Details As In Your Marks Card
Field(s) marked with * are mandatory

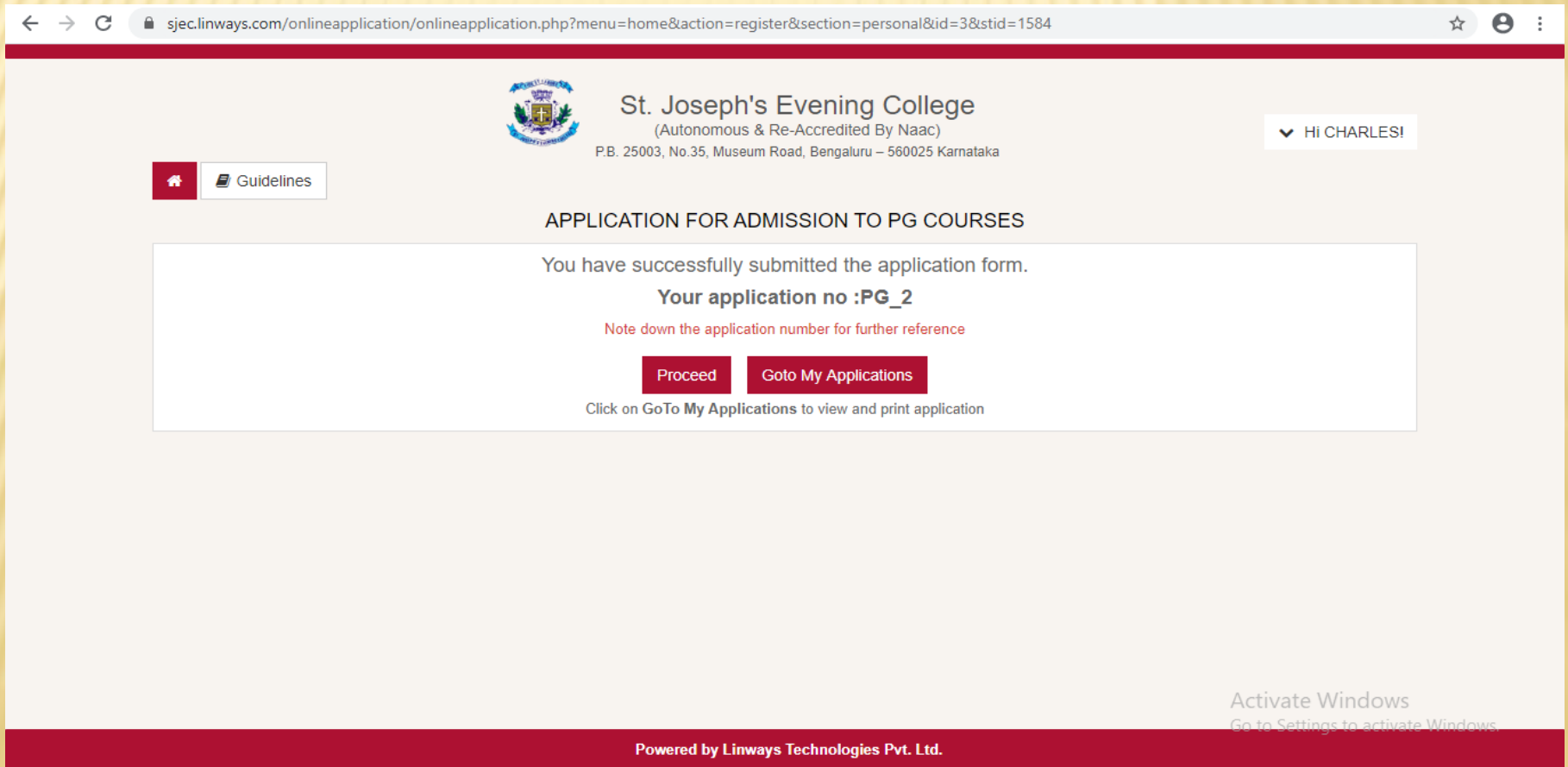
Semester 1

Subject Name/Paper Name	Maximum Mark	Mark Obtained
<input type="text"/>	<input type="text"/>	<input type="text"/>
<input type="text"/>	<input type="text"/>	<input type="text"/>
<input type="text"/>	<input type="text"/>	<input type="text"/>
<input type="text"/>	<input type="text"/>	<input type="text"/>
<input type="text"/>	<input type="text"/>	<input type="text"/>

Activate Windows
Go to Settings to activate Windows.


STEP
12

- ✘ Once the Application is submitted, click on “Go to My Applications”.




The screenshot shows a web browser window with the URL sjec.linways.com/onlineapplication/onlineapplication.php?menu=home&action=register§ion=personal&id=3&stid=1584. The page header includes the college logo, name "St. Joseph's Evening College", accreditation "(Autonomous & Re-Accredited By Naac)", address "P.B. 25003, No.35, Museum Road, Bengaluru – 560025 Karnataka", and a user greeting "Hi CHARLES!". A navigation menu contains a home icon and a "Guidelines" button. The main content area is titled "APPLICATION FOR ADMISSION TO PG COURSES" and displays a confirmation message: "You have successfully submitted the application form. Your application no :PG_2". A red note below states "Note down the application number for further reference". Two buttons, "Proceed" and "Goto My Applications", are provided. A footer note says "Click on GoTo My Applications to view and print application". The bottom of the page features a red banner with "Powered by Linways Technologies Pvt. Ltd." and a Windows watermark.

← → ↻ 🔒 sjec.linways.com/onlineapplication/onlineapplication.php?menu=home&action=register§ion=personal&id=3&stid=1584 ☆ 👤 ⋮

 **St. Joseph's Evening College**
(Autonomous & Re-Accredited By Naac)
P.B. 25003, No.35, Museum Road, Bengaluru – 560025 Karnataka

▼ Hi CHARLES!

 [Guidelines](#)

APPLICATION FOR ADMISSION TO PG COURSES

You have successfully submitted the application form.

Your application no :PG_2

Note down the application number for further reference

[Proceed](#) [Goto My Applications](#)

Click on GoTo My Applications to view and print application


Activate Windows
Go to Settings to activate Windows.

Powered by Linways Technologies Pvt. Ltd.

STEP 13

- ✘ Click on Details / Print to print Application.
- ✘ Kindly follow the guidelines from the college website on submission of the Application

← → ↻ sjec.linways.com/onlineapplication/onlineapplication.php?menu=applicant_portal&action=myapplications ☆ ⓘ ⋮



St. Joseph's Evening College

(Autonomous & Re-Accredited By Naac)
P.B. 25003, No.35, Museum Road, Bengaluru – 560025 Karnataka




▼ Hi CHARLES!

[Home](#)

[Apply Online](#)

[My Applications](#)

MY APPLICATIONS

Sl.No.	Application Name	Applied Course	Appln Number	Payment Status	Check Payment Status	Appln Status	Last Updated	Edit	Details/Print
1	APPLICATION FOR ADMISSION TO PG COURSES	M.Com		NOT PAID		UNDER PROCESS	27-04-2020 23:56:48		

Activate Windows
Go to Settings to activate Windows.

Powered by Linways Technologies Pvt. Ltd.



- ✘ In case you are unable to submit applications ONLINE, you could visit the College with a copy of a passport size photograph (soft copy), along with copies of documents. Assistance will be provided to you in the College campus for filling the application online.